



The Premium Digital Vault

Mastering the Card Collection App

Securing Your Vault

1. Create

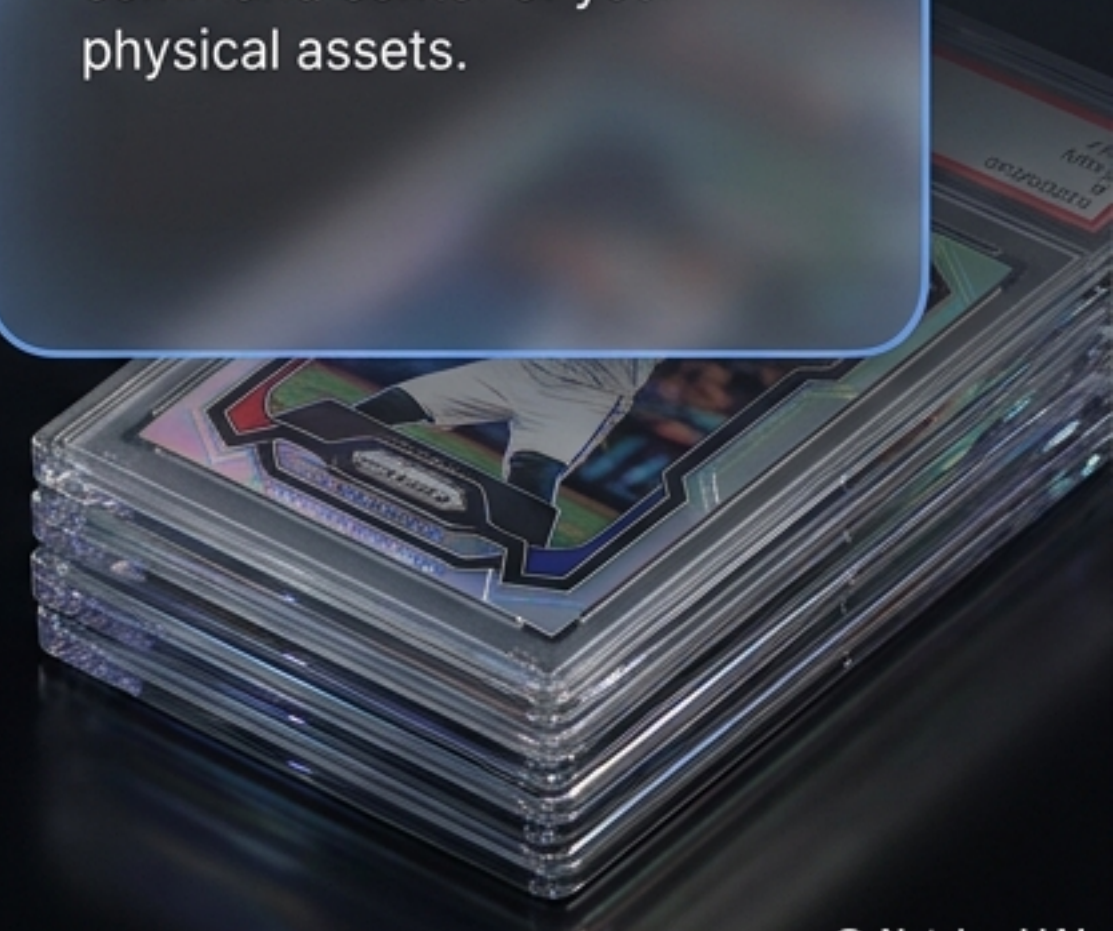
Register your private collection securely with an email and password.

2. Install

Open the More menu and click Install app. Deploy Card Collection directly to your phone or desktop as a native app for instant access.

3. Access

Sign in to immediately land on your primary card grid—the command center of your physical assets.



Commanding the Grid

Search

Type to instantly filter the grid across names, teams, and sets.

View Toggle

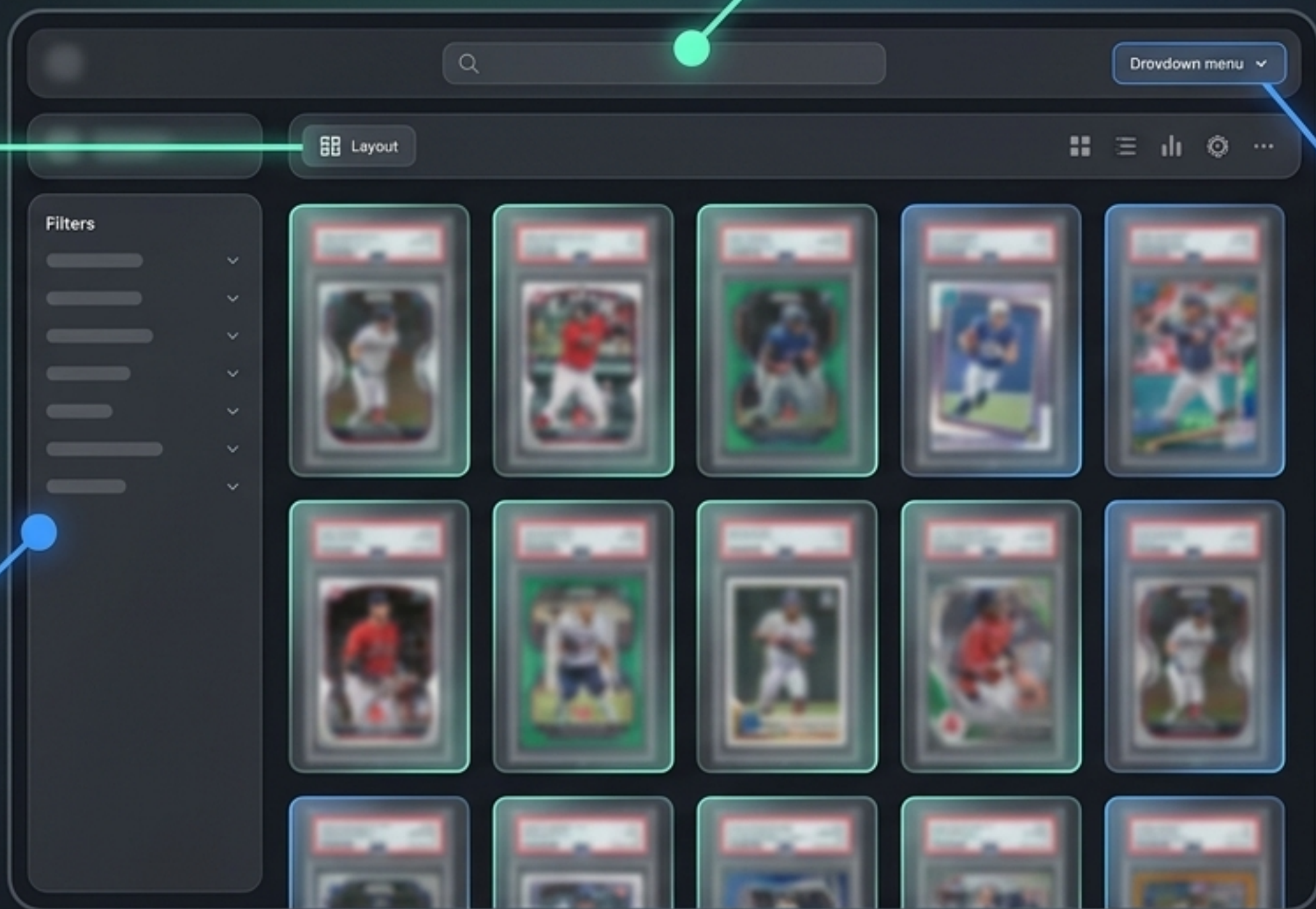
Click the layout button to fluidly cycle through Grid, Shelf, List, and Photo layouts.

Filter

Click Filters to drill down by sport, year, manufacturer, collection, or status. Click any applied filter to instantly clear it.

Sort

Order your assets by Recently added, Last name, Year, or Value.



Anatomy of a Digital Card Record

Identity Block

Name, team, sport, year, manufacturer, set, card number, insert/parallel, variation, rookie year.

Detail Block

Condition, grading company, grade, cert #, serial #, print run. Includes checkboxes for Rookie, Autograph, Jersey/Relic, Graded, Favorite, Horizontal; plus tags, notes, and specific storage location.


Financial Block

Value, Purchase price, and Sold price.



Entering Purchase and Sold prices automatically generates a green/red Profit line with percentage.

The Ingestion Matrix

1	Manual	Maximum precision for highly unique or altered items.
2	AI Scan 	Maximum speed using daily scan limits.
3	Bulk CSV	Massive scale matching common column names.

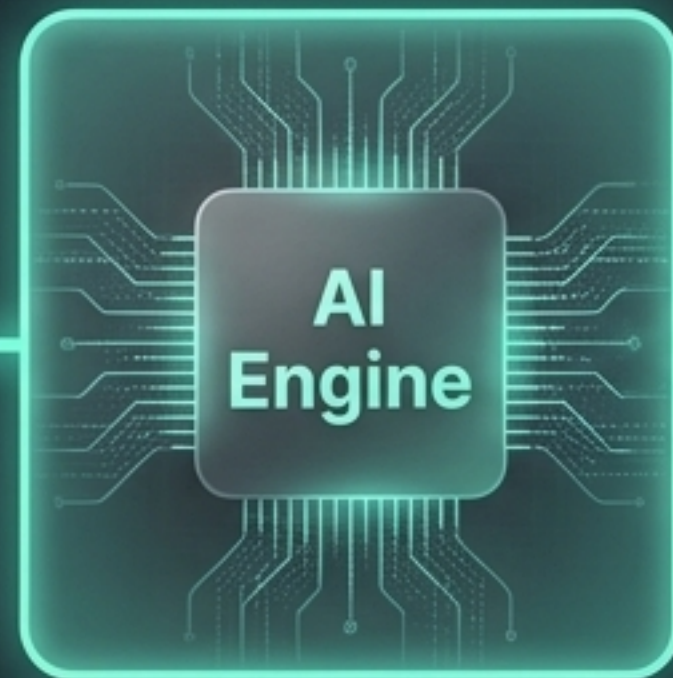
Instant Digitization

The AI Scan Process Flow



Capture

Upload Front and Back photos.
Use the rotation buttons to perfectly orient the image.



Identify with AI

The engine reads the card text and identifies print runs, automatically populating identity and detail fields.



Condition Estimator

Receive a visual read on corners, edges, centering, and surface. (Note: A rough estimate, not a professional grade).



Review & Save

Verify the extracted details and lock the asset into your vault.

Market Intelligence

The Valuation Matrix

Refresh Price

(Algorithmic Median)

The app pulls comparable active eBay listings and instantly populates the Value field with the median.

Click **Save** to lock it.

Active Listings

(Current Competition)

Opens eBay in a new tab to reveal the current market floor and active competitors for your exact card.

Sold Prices

(Historical Reality)

Bypasses listing prices and jumps directly to eBay's recently sold results to prove actual market clearing prices.

Context Note: For graded cards, use the integrated grader cert link to verify registry status. Over time, the card page builds a historical price graph as these values accumulate.

Frictionless Liquidity

1. Authorize

Click eBay account in the menu to authorize the app to list on your behalf. (Your password is never seen, done only once).



The eBay Liquidity Loop

2. Deploy

From the card detail page, click List on eBay. Confirm the details in the pop-up, set your ZIP code once for shipping, and push the listing live instantly.



3. Manage

Control the market. Click End listing to immediately pull the asset back into your private vault, or hit Relist to end and post a fresh listing in one click.



Curation and Exhibition

Build

Click **Add collection** in the menu. Assign cards by ticking the relevant boxes under the **Collections** header on any card page. Use the **Filters** sidebar to view the isolated group.

Share

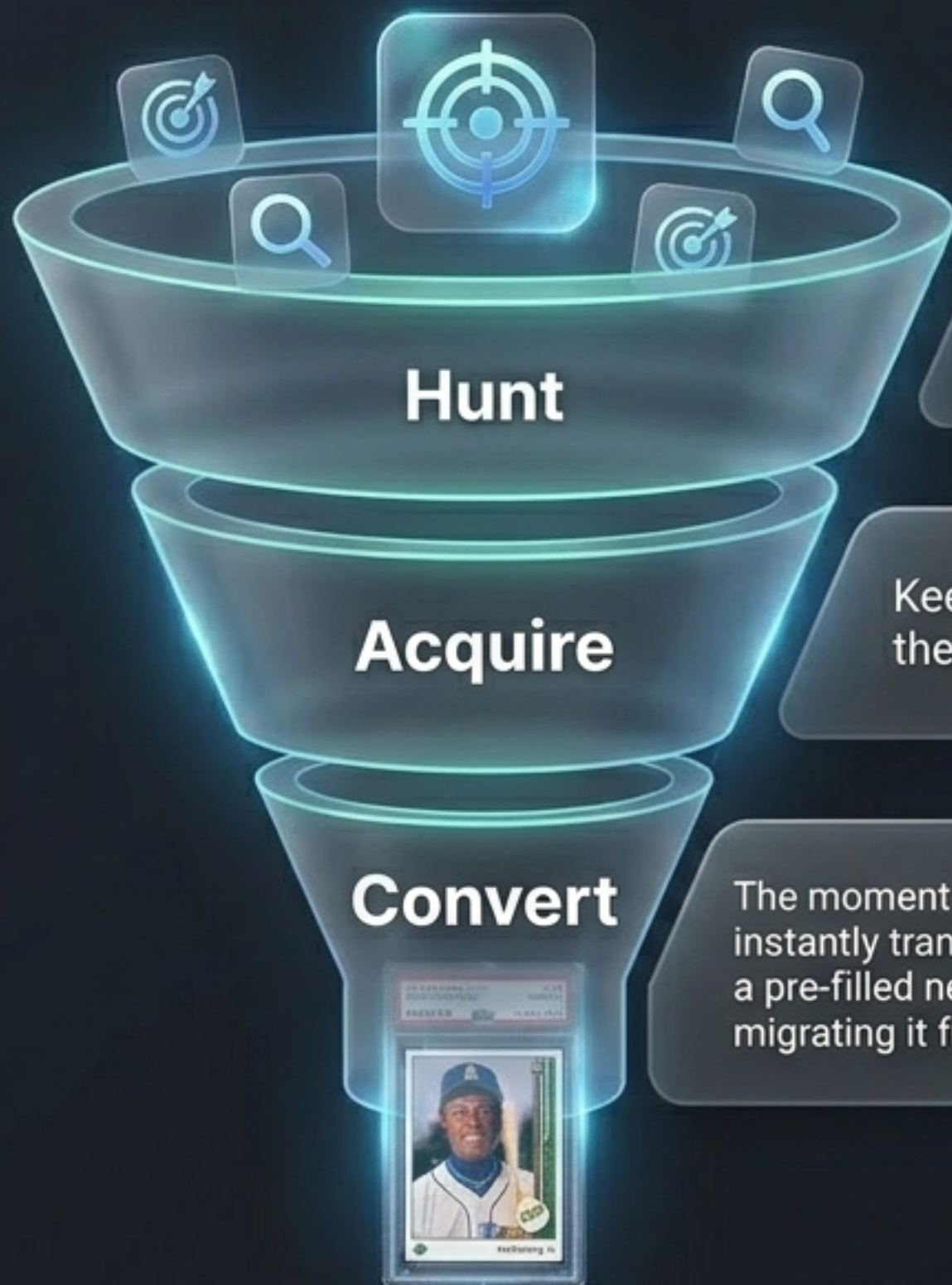
Select a collection and click **Share** to generate a secure, public, read-only link for outside buyers or admirers.

Showcase

Transform your device into a gallery. Select a collection and trigger a full-screen, immersive slideshow of your curated assets.



Target Acquisition




Log the specific player, set, and details you are hunting for in the market.

Keep your targets organized while you source the physical asset. Delete entries you abandon.

The moment of acquisition. Click 'Got it' to instantly transform the wishlist entry into a pre-filled new card page, seamlessly migrating it from target to owned asset.

Mastering the Checklist



Browse

Click **Sets** at the top navigation to access official master checklists.

Track

Open any set to view the complete, authoritative card list.

Complete

Cross-reference the master checklist against your vault to instantly identify exactly which cards you own and trace the gaps you still need to fill.

The Command Center

Value Over Time



- Basketball
- Baseball
- Football
- Hockey
- Baseball
- Canidtxte
- Ranthex
- Others

Portfolio Insights

Click Dashboard for a macroeconomic view of your vault. Track daily snapshot trendlines of your total cumulative value, filterable by specific Sport.

Update prices



Repeat actions



Import void



Mass Execution

Click Update prices to bulk-refresh live eBay values for every card currently displayed on your active grid.



Complete freedom over your data.

Export CSV downloads streamers and currently collected in air data.

Data Portability

Export CSV downs your entire collection (including precise, computed profit margins) to a spreadsheet, while Import CSV allows for rapid bulk ingestion.

Scaling Your Vault



Monitor Capacity

Keep an eye on your daily AI scans left, prominently displayed in the top bar. Card and scan limits are dictated by your current tier.



Expand

Hit your limit? Click Upgrade plan in the menu to compare tiers.



Secure Upgrades

Subscribe via secure Stripe checkout to instantly raise card limits and daily AI allowances. Use Manage Subscription to update details or cancel at any time.